

# WHALE & DOLPHIN STRANDING ALERT

## DO'S AND DON'TS OF STRANDINGS

### DO


**CHECK** to see if the animal is alive: is it breathing?



**STAND** in the safe area and turn your head away from the blow hole.



**COVER** the animal with wet blankets to keep it cool and protect it from the sun. When possible use a separate towel to cover the dorsal fin and flukes. This allows you to keep these areas wet separately from the rest and to check the temperature of the animal.




**KEEP** the animal cool and wet by gently pouring cool water onto it (from just above the body)

**DIG** trenches around the flippers to allow them to rest in a natural position.

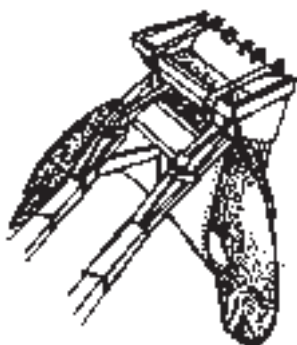


**TOUCH** animals only when necessary, by using the palm of your hand.



**SPEAK** in a calm, quiet voice near the animals.

**USE** heavy equipment and stretchers or straps to move live animals when necessary.



**AVOID** dehydration. Drink lots of water and juice.



### DO NOT


**DO NOT TOUCH** the blowhole, eyes, or mouth.



**DO NOT STAND** in the danger zone



**DO NOT COVER** the blowhole or the eyes.



**DO NOT POUR** water into the blowhole as the animal breathes or pour it from high above the animal's body.




**DO NOT SIT** on, hug, lean on, or otherwise touch the animals unnecessarily.



**DO NOT YELL**, or scream near the animals.




**DO NOT DRAG** or pull live animals over land with heavy equipment.



## What should you do when you see a stranding?

### 1 Get the answers to the following questions:

- How many animals are there?
- Are they alive or dead?
- How big are they (i.e. how many arm lengths)?
- Where are they (location, in or out of the water)?
- When did you first see them?



### 5 If the animal(s) are on the beach:

- dig holes for their flippers.
- protect them from the sun by creating shade with a tarp, sail, or palmfronds.
- cover them with wet towels, blankets, or cloth to keep them cool (keep blowhole clear).
- pour water gently over the animals (not in the blowhole) to keep them cool and wet.
- keep sand out of blowhole and eyes.

### 2 If possible, leave someone at the scene to take care of the animals, or provide some protection for them. Then go for help.

### 3 If animals are in water: Deeper than your waist:

- leave them alone and get help.



### 4 Shallower than your waist:

- if they are upright, leave them alone and get help.
- if they are rolled onto their sides, but are still alive, then roll them onto their stomachs and hold them up. Stay in front of the dorsal fin! Keep your head away from the blowhole when the animal exhales.

## Contact help:

Call your Fishery Officer, local conservation group, or Eastern Caribbean Cetacean Network (ECCN) representative.